

Scaled data based on original data using
LM-79-08 Approved Method: Electrical and Photometric Measurements of Solid-
State Lighting Products

Test Report Prepared for
Cooper Lighting Solutions
(formerly Eaton)

Brand: INVUE

Report Number: P400694

Luminaire Tested: **ENT-SA1-722-U-SL2-XXB**

Issue Date: 5/20/2020

Test Information

Test Method: LM-79-08
Report Number: P400694
TEST IS SCALED FROM IESNA LM-79-08 TEST DATA (G1-2004-754-1)
Test Lab: INNOVATION CENTER
Issue Date: 5/20/2020
Manufacturer: COOPER LIGHTING SOLUTIONS (FORMERLY EATON)
Product Line: INVUE
Catalog Number: ENT-SA1-722-U-SL2-XXB
Description: ENTRI LED LUMINAIRE
(1) 70 CRI, 2200K LIGHTSQUARE IN BATTERY OPERATION WITH 16 LEDS AND TYPE II SPILL LIGHT ELIMINATOR OPTICS
Light Source: -
Ballast/Driver: ELECTRONIC DRIVER

Summary

Lumens per Lamp: N/A
Luminaire Lumens: 560 lumens
Efficiency: N/A
Efficacy: 43.1 lumens/watt
Luminous Opening: Rectangular (W 0.5' x L: 0.5' x H: 0')
IES Classification: Type III - Medium - Non-Cutoff
BUG Rating: B0 - U0 - G1

Input Watts (W): 13
Input Voltage (V): NR
Input Current (Ain): NR
Voltage Rise (V): NR
Power Factor: NR
Total Harmonic Distortion (THDi): NR
Frequency (hertz): 60
Stabilization Time: NR
Operation Time: NR
Ambient Temperature (°C): NR
Test Distance: 25 FT

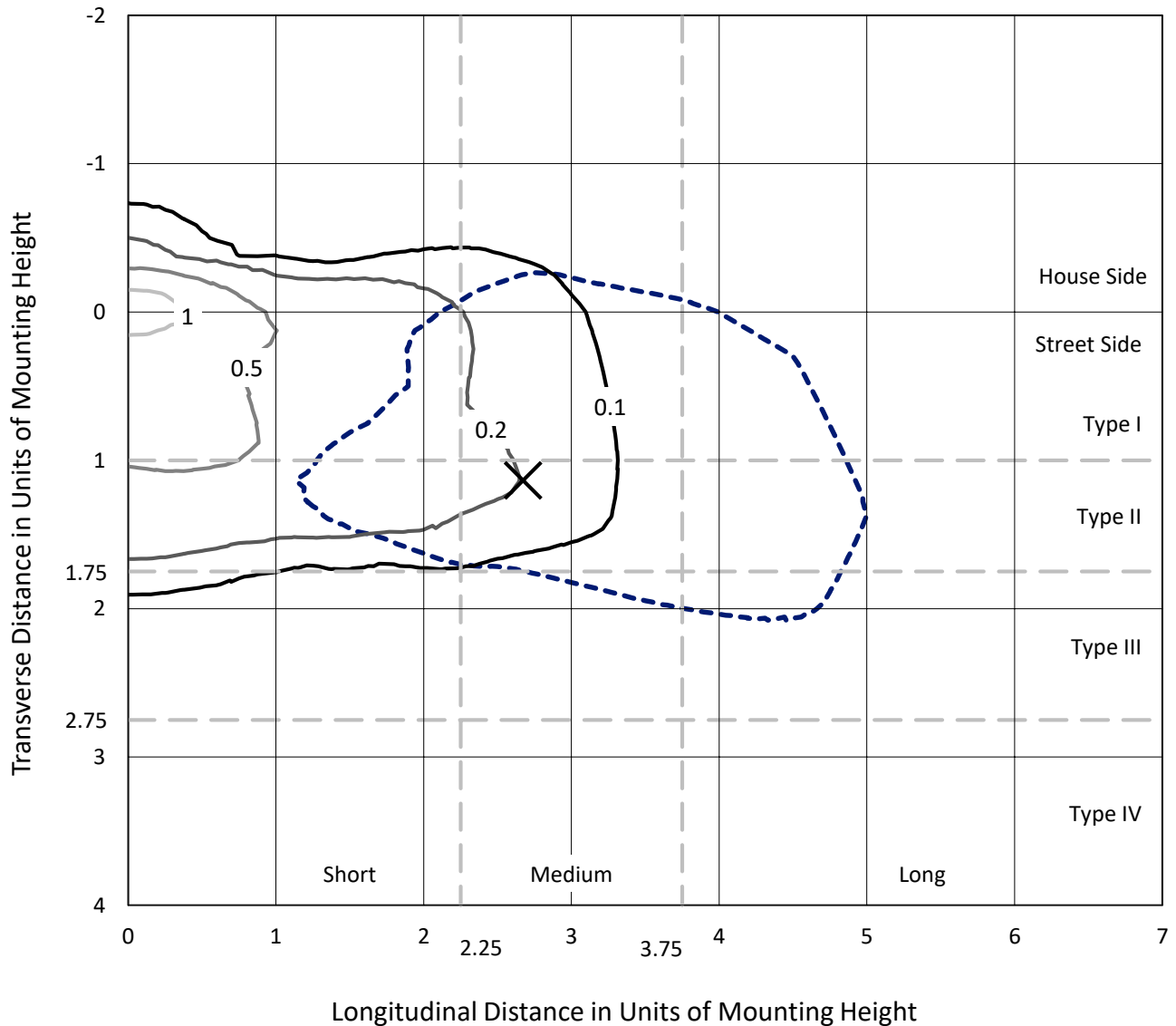


REPORT NUMBER: P400694

CATALOG NUMBER: ENT-SA1-722-U-SL2-XXB

Iso-Footcandle Lines of Horizontal Illumination

× Max cd
 - - - 1/2 Max cd

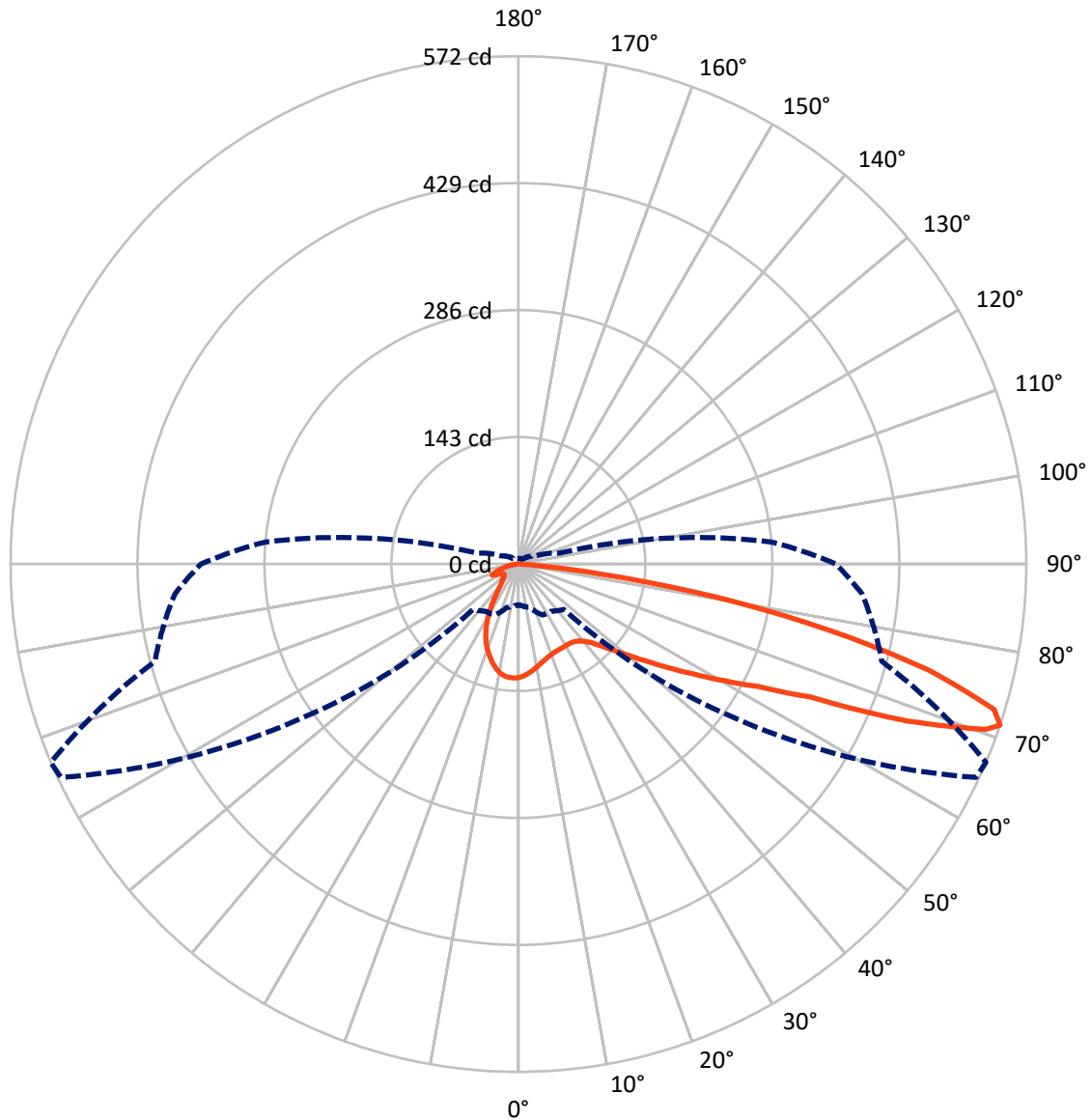


Based on 10 foot mounting height. Maximum calculated value = 1.3 fc
 Type III - Medium - Non-Cutoff

REPORT NUMBER: P400694

CATALOG NUMBER: ENT-SA1-722-U-SL2-XXB

Luminous Intensity Polar Plot



— Vertical Plane Through 67-Deg Lateral - - - Horizontal Cone Through 71-Deg Vertical

REPORT NUMBER: P400694

CATALOG NUMBER: ENT-SA1-722-U-SL2-XXB

FLUX DISTRIBUTION:

		Downward	Upward	Total
House Side	Lumens	114.7	0.0	114.7
	% Fixture	20.5	0.0	20.5
Street Side	Lumens	445.3	0.0	445.3
	% Fixture	79.5	0.0	79.5
Total	Lumens	560.0	0.0	560.0
	% Fixture	100.0	0.0	100.0

Coefficient of Utilization

ZONAL LUMENS:

Zone	Lumens	% Fixture
0°-10°	11.3	2.0
10°-20°	27.8	5.0
20°-30°	37.5	6.7
30°-40°	49.4	8.8
40°-50°	70.4	12.6
50°-60°	107.6	19.2
60°-70°	134.3	24.0
70°-80°	108.4	19.4
80°-90°	13.1	2.3
90°-100°	0.0	0.0
100°-110°	0.0	0.0
110°-120°	0.0	0.0
120°-130°	0.0	0.0
130°-140°	0.0	0.0
140°-150°	0.0	0.0
150°-160°	0.0	0.0
160°-170°	0.0	0.0
170°-180°	0.0	0.0
0°-90°	560.0	100.0
0°-180°	560.0	100.0



REPORT NUMBER: P400694

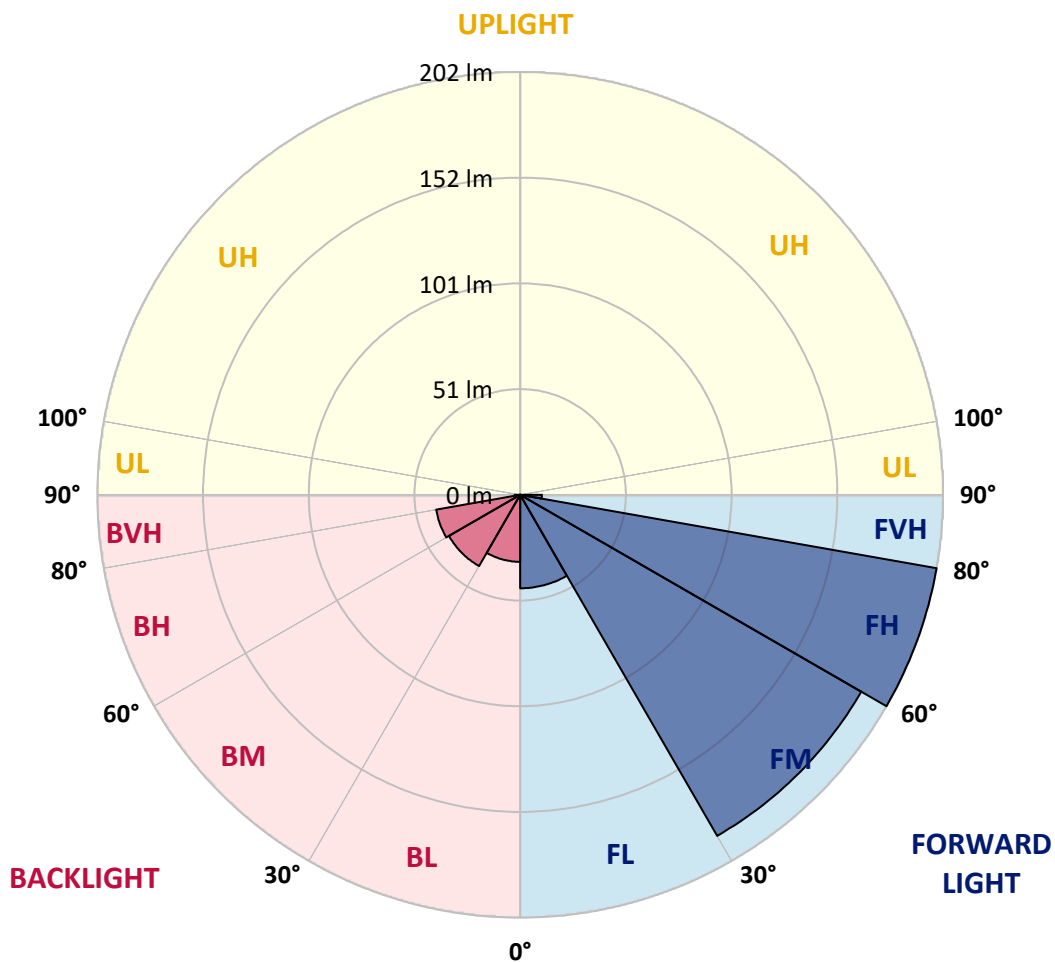
CATALOG NUMBER: ENT-SA1-722-U-SL2-XXB

LUMINAIRE CLASSIFICATION SYSTEM LUMEN TABLE AND BUG RATING:

Zone		Lumens	% Fixture	Zone Rating/Lumen Limit		
				B	U	G
FL	(0°-30°)	44.7	8.0			
FM	(30°-60°)	188.2	33.6			
FH	(60°-80°)	202.0	36.1			G0/660
FVH	(80°-90°)	10.4	1.9			G1/100
BL	(0°-30°)	32.0	5.7	B0/110		
BM	(30°-60°)	39.3	7.0	B0/220		
BH	(60°-80°)	40.8	7.3	B0/110		G0/110
BVH	(80°-90°)	2.6	0.5			G0/10
UL	(90°-100°)	0.0	0.0		U0/0	
UH	(100°-180°)	0.0	0.0		U0/0	

BUG Rating: B0-U0-G1

Type III Medium





REPORT NUMBER: P400694

CATALOG NUMBER: ENT-SA1-722-U-SL2-XXB

CANDELA DISTRIBUTION (FULL):

	0°	5°	15°	25°	35°	45°	55°	65°	67°	75°	85°
0°	127.7	127.7	127.7	127.7	127.7	127.7	127.7	127.7	127.7	127.7	127.7
2.5°	120.4	121.0	121.1	122.2	122.6	123.9	124.6	125.8	126.0	126.7	127.2
5°	112.6	112.7	113.2	114.2	115.7	118.0	119.8	122.8	123.3	125.4	127.3
7.5°	105.6	106.0	106.8	108.3	110.0	112.8	115.5	119.6	120.4	123.8	127.4
10°	100.8	101.3	101.9	103.5	105.3	108.3	111.7	116.4	117.3	122.0	127.1
12.5°	97.1	97.5	97.9	99.7	101.7	104.7	108.1	113.4	114.3	119.7	126.6
15°	94.6	94.6	95.3	96.7	98.9	101.9	105.3	110.8	111.8	117.9	126.4
17.5°	93.0	93.2	93.8	94.9	96.8	99.7	103.0	108.6	109.8	116.5	126.5
20°	93.1	93.3	93.6	94.0	95.4	97.9	101.3	107.0	108.2	115.6	127.0
22.5°	94.8	94.9	95.0	94.4	94.9	96.7	100.0	105.8	107.1	115.2	127.7
25°	98.0	98.0	97.9	96.6	95.5	96.3	99.3	105.4	106.7	114.9	128.3
27.5°	102.5	102.8	102.0	100.4	98.0	96.8	99.2	105.1	106.4	114.9	128.7
30°	108.5	108.7	108.3	106.3	102.4	99.1	99.6	104.9	106.2	114.7	128.7
32.5°	114.6	115.1	115.5	113.7	109.0	103.1	101.6	105.2	106.3	114.6	128.5
35°	120.8	121.2	123.1	122.8	117.6	109.2	104.7	106.5	107.5	115.0	128.7
37.5°	126.2	126.9	129.7	131.9	127.9	117.4	110.1	109.3	109.9	117.1	129.5
40°	131.9	132.9	137.1	141.2	139.5	127.7	117.8	114.4	114.2	120.8	131.7
42.5°	138.3	139.5	144.9	150.9	151.5	140.8	128.0	121.6	121.4	127.1	136.5
45°	145.9	147.0	154.4	161.5	164.9	155.5	140.6	131.7	131.8	136.0	144.1
47.5°	155.3	157.0	164.1	173.2	179.4	172.0	155.8	145.9	145.3	149.4	156.5
50°	168.4	169.9	175.7	184.5	195.4	192.0	175.0	163.0	162.5	164.5	173.1
52.5°	182.2	182.7	185.5	194.6	212.9	216.3	198.6	184.2	182.4	183.4	193.7
55°	183.0	184.0	185.9	197.4	228.6	245.4	224.7	209.2	206.8	206.1	217.2
57.5°	166.2	167.9	170.3	185.3	229.3	279.0	261.7	238.4	234.0	230.4	242.2
60°	130.7	132.9	137.3	155.6	212.9	298.2	323.4	271.1	267.2	254.9	266.8
62.5°	94.5	95.4	99.6	107.9	169.0	299.3	387.8	313.8	304.2	278.8	287.9
65°	76.1	77.6	78.8	78.8	100.0	265.5	430.5	389.9	360.9	305.5	311.1
67.5°	62.7	63.2	66.3	71.8	68.0	164.0	434.8	500.9	471.6	341.4	338.7
70°	52.4	52.6	55.7	65.5	65.1	84.6	364.5	564.9	557.8	400.4	381.8
71°	45.9	47.2	50.7	63.4	64.8	72.3	309.7	568.3	571.8	423.6	388.5
72.5°	36.1	36.1	41.0	58.2	65.4	66.7	228.2	549.8	560.0	449.8	376.9
75°	21.2	21.0	23.7	40.5	66.8	66.5	124.6	456.9	477.6	454.6	348.8
77.5°	11.9	12.2	13.6	22.6	53.0	63.8	71.6	332.7	357.1	380.3	295.0
80°	5.5	5.8	6.9	11.0	31.3	55.1	51.1	216.0	225.3	228.5	139.4
82.5°	1.5	1.6	2.1	4.2	12.1	37.6	37.8	90.5	93.4	54.0	29.9
85°	0.0	0.0	0.0	0.0	0.2	4.6	10.7	16.3	13.5	7.2	6.1
87.5°	0.0	0.0	0.0	0.0	0.0	0.2	0.2	0.3	0.3	0.3	0.4
90°	0.0	0.0	0.0	0.0	0.0	0.0	0.0	0.0	0.0	0.0	0.0



REPORT NUMBER: P400694

CATALOG NUMBER: ENT-SA1-722-U-SL2-XXB

CANDELA DISTRIBUTION (continued):

	90°	95°	105°	115°	125°	135°	145°	155°	165°	175°	180°
0°	127.7	127.7	127.7	127.7	127.7	127.7	127.7	127.7	127.7	127.7	127.7
2.5°	127.6	127.9	128.5	128.4	128.3	127.3	127.9	127.3	127.2	127.0	127.0
5°	127.9	128.4	128.7	128.0	126.8	124.7	124.0	122.1	120.9	120.3	120.0
7.5°	128.4	128.7	128.6	126.6	123.4	119.5	116.1	113.4	110.6	110.1	110.0
10°	128.4	128.7	127.5	123.6	118.2	112.0	106.8	102.5	98.1	96.5	96.7
12.5°	128.1	128.3	125.3	119.1	111.2	102.8	95.5	88.4	82.8	79.4	78.8
15°	127.9	127.6	122.4	113.4	103.0	92.5	81.6	71.9	65.3	60.9	60.3
17.5°	127.9	127.0	118.9	107.0	94.1	79.6	65.1	54.7	47.3	44.7	44.7
20°	128.0	126.1	115.2	100.3	83.0	64.3	48.6	39.7	36.9	36.5	36.6
22.5°	128.2	124.9	111.2	92.7	70.5	48.0	34.7	31.5	31.8	32.7	32.6
25°	128.0	123.3	106.4	84.2	57.0	34.6	28.1	27.2	28.7	29.8	30.2
27.5°	127.6	121.2	101.3	74.2	43.5	27.2	24.5	24.4	25.9	26.9	26.8
30°	126.4	118.7	95.4	63.5	31.4	23.2	22.1	22.3	23.3	24.3	24.3
32.5°	125.1	115.8	89.2	51.9	24.1	21.0	20.6	20.7	21.4	22.1	22.0
35°	123.7	113.1	82.9	39.8	21.1	19.8	19.6	19.5	19.8	19.9	19.9
37.5°	122.9	110.7	75.9	30.0	19.5	18.9	18.6	18.3	18.2	18.1	17.9
40°	123.3	109.1	69.1	23.2	18.5	18.1	17.6	17.1	16.8	16.6	16.5
42.5°	125.5	108.6	61.6	20.0	17.7	17.3	16.6	15.8	15.5	15.5	15.4
45°	130.8	110.0	54.6	18.4	16.8	16.4	15.3	14.8	14.5	14.6	14.6
47.5°	139.0	114.2	48.3	17.6	16.3	15.6	14.3	13.8	13.6	13.7	13.7
50°	151.3	121.9	41.8	16.8	15.6	14.7	13.6	13.0	12.7	12.7	12.7
52.5°	169.4	134.6	37.2	16.4	15.1	13.9	12.9	12.2	11.9	11.9	11.8
55°	191.4	151.2	35.4	16.0	14.3	13.3	12.2	11.4	11.0	10.8	10.9
57.5°	215.5	172.8	38.0	16.0	13.5	12.6	11.4	10.6	10.1	10.0	9.9
60°	240.3	194.1	45.4	15.6	12.9	11.7	10.6	9.8	9.4	9.2	9.1
62.5°	261.8	215.4	57.6	15.2	12.4	10.9	9.8	9.0	8.6	8.4	8.4
65°	287.6	239.8	76.3	15.6	12.2	10.1	8.9	8.3	8.0	7.7	7.7
67.5°	322.9	276.0	90.5	17.6	12.7	9.4	8.1	7.6	7.3	7.2	7.2
70°	357.7	296.3	63.0	20.6	14.2	8.9	7.3	6.9	6.8	6.6	6.6
71°	357.2	285.5	47.3	21.4	14.7	8.7	6.9	6.7	6.5	6.4	6.4
72.5°	339.3	259.5	33.9	20.7	14.4	8.2	6.5	6.3	6.1	6.1	6.0
75°	304.3	228.7	26.5	17.3	12.1	7.3	5.8	5.6	5.5	5.4	5.5
77.5°	249.3	183.0	20.9	13.7	9.2	6.0	5.2	4.9	4.8	4.8	4.8
80°	114.6	79.7	15.2	10.6	6.9	4.8	4.4	4.3	4.2	4.1	4.1
82.5°	27.6	22.3	8.1	7.1	4.7	3.7	3.5	3.5	3.5	3.4	3.4
85°	6.0	6.0	3.3	3.3	2.8	2.6	2.7	2.7	2.7	2.6	2.6
87.5°	0.3	1.0	1.0	1.5	1.6	1.5	1.9	1.9	1.9	1.8	1.7
90°	0.0	0.0	0.0	0.0	0.0	0.0	0.0	0.0	0.0	0.0	0.0

(END OF REPORT)